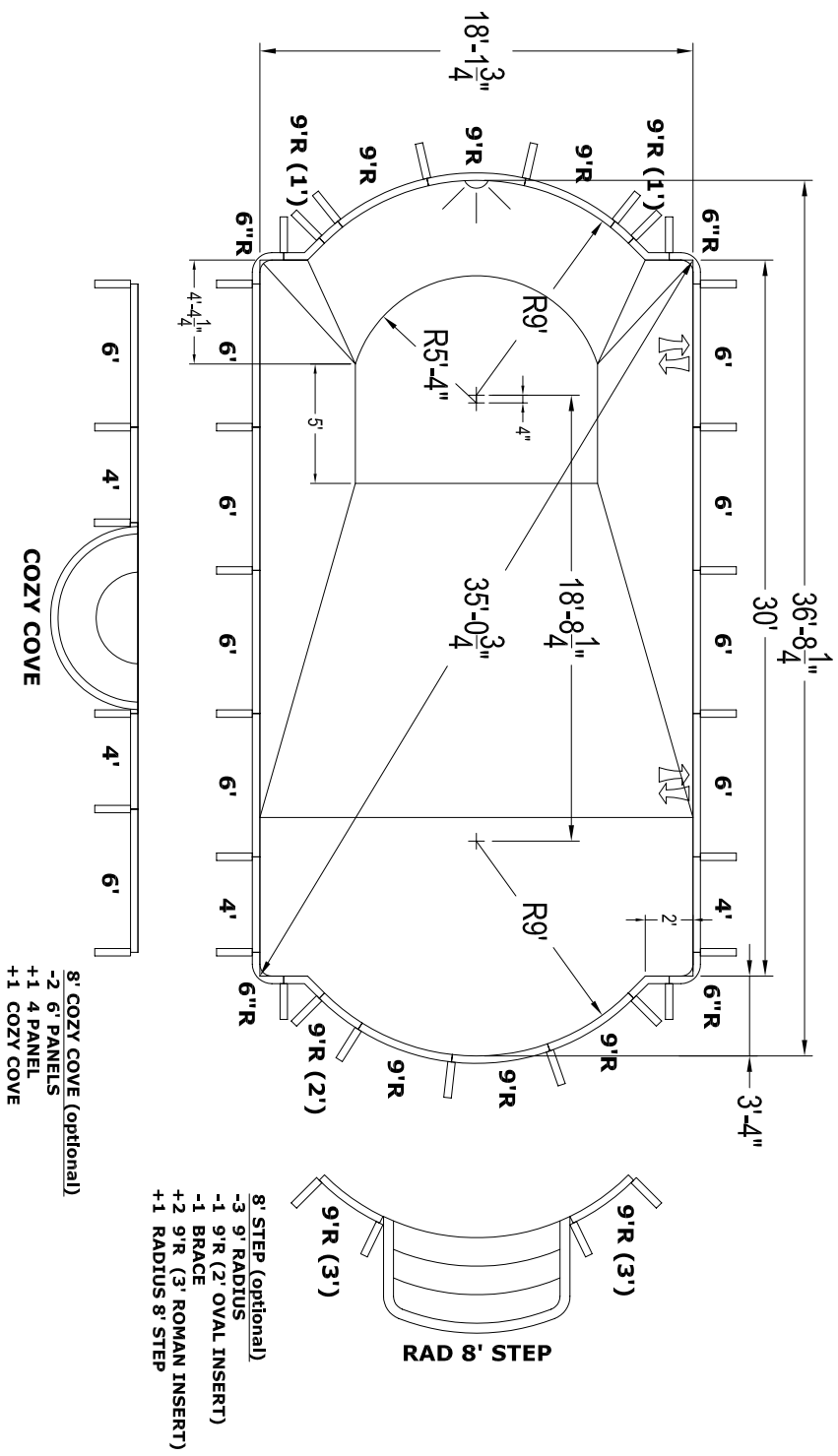
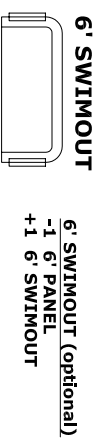


18'2" X 36'8" DOUBLE ROMAN END 6" RADIUS



GENERAL NOTES

1. These are finished dimensions ready for the liner.
2. Dimensions are from inside pool panels.
3. The ideal water level should be to the middle of the skimmer opening(s).

EXCAVATION NOTES

1. Rough excavation should be 2" deeper in each instance.
2. Soil to have minimum bearing capacity of 2000 P.S.F.
3. Locate top of pool at least 6" above surrounding land elevation.
4. See Overdig Detail for excavation around pool.
5. Fill voids under base of panels and lamp well.
6. Backfill with non-expansive material.

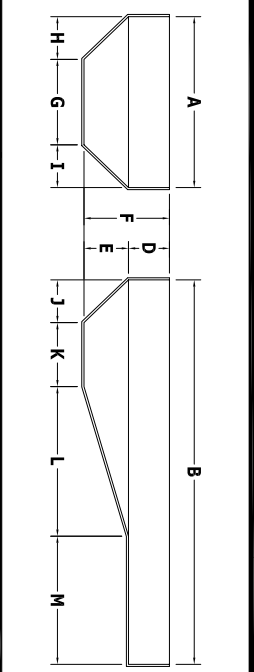
ADDITIONAL NOTES

THIS DOCUMENT IS FOR ILLUSTRATIVE PURPOSES ONLY. The dealer or contractor who sells or installs your pool is an independent contractor and is not an agent of the Manufacturer. The construction methods illustrated here are suggestions and apply only to normal ground conditions. There may be additional precautions and/or methods of construction. Proper installation is the responsibility of the dealer/builder/contractor.

DIMENSIONS

Label	Value	Label	Value
A	18'1 3/4"	K	88 1/4"
B	36'8 1/4"	L	14'
D	3'4"	M	10'
E	4'8"	M2	-
F	8'	T	-
G	10'1 3/4"	S	2'
H	4'	N	5'4"
I	4'	P	5'
J	4'	U	30'

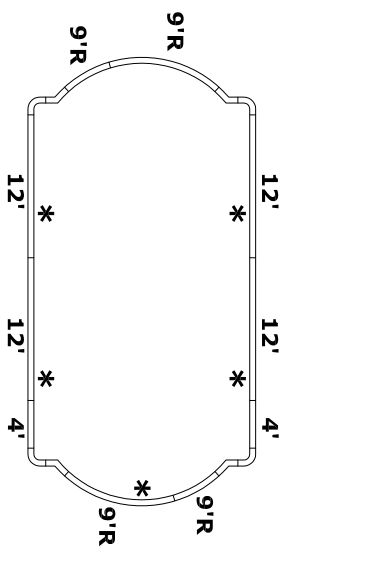
APSP TYPE	II	SQ. FOOTAGE	667
PERIMETER	99'6"	GALLONS	21482



BILL OF MATERIALS

QTY	PART	DESCRIPTION
6	HP106	6' PANEL
2	HP106A	6' PANEL (A/G)
2	HP104	4' PANEL
5	HP159	9' R PANEL
1	HP159LL	9' R PANEL (LIGHT)
1	HP110	(9' R) 2' OVAL INSERT
2	HP115	(9' R) 1' OVAL INSERT
4	HP156	6' R PANEL
4	HP124	REVERSE 45° TEE PANEL
27	HP199	BRACE

COPING LAYOUT



NOTE: REFER TO INSTALLATION MANUAL FOR MORE INFO.

NO DIVING WARNING

ATTENTION DEALER/BUILDER: It is your responsibility to ensure the safety package provided is delivered to the pool owner and that the "NO DIVING" labels are properly installed.

NO DIVING WARNING LABELS MUST BE INSTALLED IN NO DIVING AREAS ACCORDING TO NSPI SPECIFICATIONS

A DANGER

NO DIVING

SHALLOW WATER

DIVING MAY CAUSE DEATH OR PERMANENT INJURY

* SUGGESTED LABEL LOCATIONS ARE SPECIFIED IN THE COPING LAYOUT

PRE-CUT PANEL LEGEND



DATE	PANEL LINE	DRAWING TITLE	DRAWING NUMBER
JAN 2007	HYDRA	18'2" X 36'8" DOUBLE ROMAN END 6" RADIUS	10830

543 South Main Street - Sweetwater, TN 37874