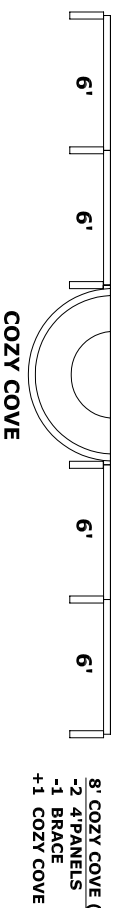
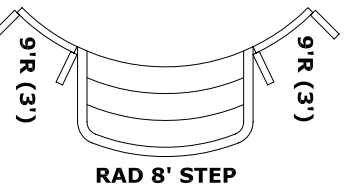
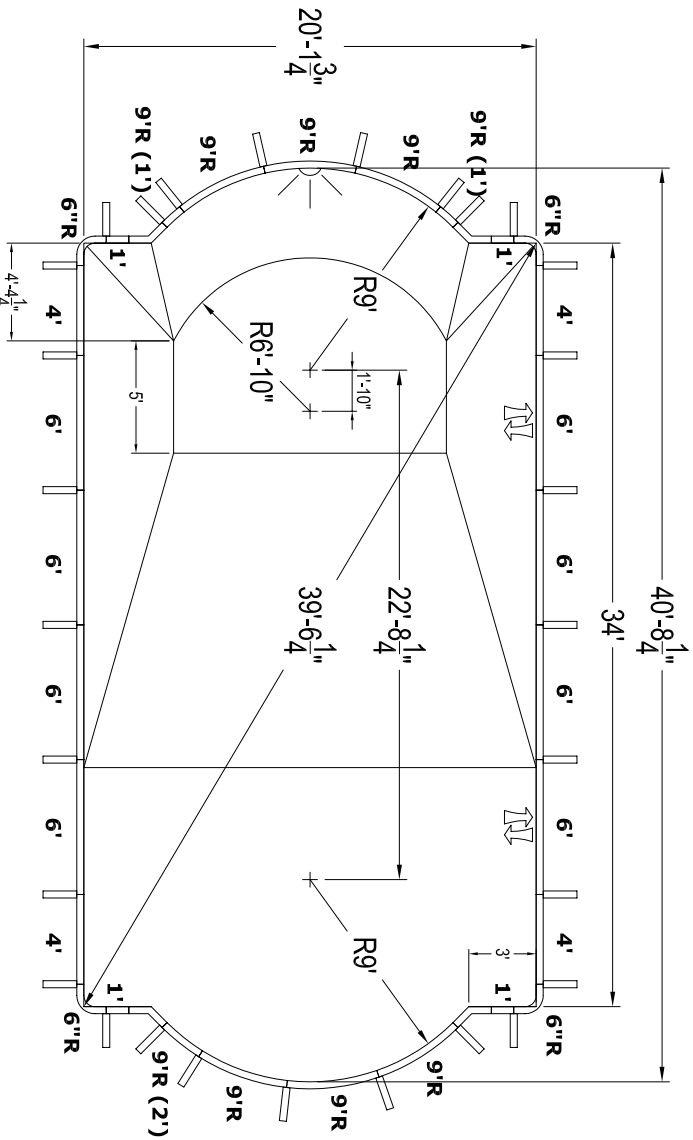
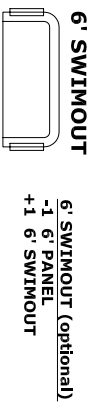


# 20'2" X 40'8" DOUBLE ROMAN END 6" RADIUS



## GENERAL NOTES

- These are finished dimensions ready for the liner.
- Dimensions are from inside pool panels.
- The ideal water level should be to the middle of the skimmer opening(s).

## EXCAVATION NOTES

- Rough excavation should be 2" deeper in each instance.
- Soil to have minimum bearing capacity of 2000 P.S.F.
- Locate top of pool at least 6" above surrounding land elevation.
- See Overdig Detail for excavation around pool.
- Fill voids under base of panels and ramp well.
- Backfill with non-expansive material.

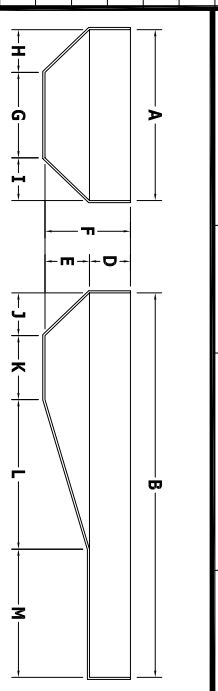
## ADDITIONAL NOTES

THIS DOCUMENT IS FOR ILLUSTRATIVE PURPOSES ONLY.  
The dealer or contractor who sells or installs your pool is an independent contractor and is not an agent of the Manufacturer. The construction methods illustrated here are suggestions and apply only to normal ground conditions. There may be additional precautions and/or methods of construction. Proper installation is the responsibility of the dealer/builder/contractor.

## DIMENSIONS

Label	Dimension	Label	Dimension	Label	Dimension
A	20'1 3/4"	K	88 1/4"		
B	40'8 1/2"	L	14'		
D	3'4"	M	14'		
E	4'8"	M2	-		
F	8'	T	-		
G	12'1 3/4"	S	3'		
H	4'	N	6'10"		
I	4'	P	5'		
J	4'	U	34'		

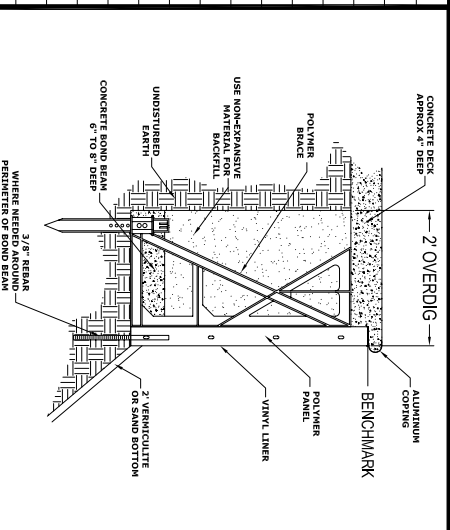
APSP TYPE	II	SQ. FOOTAGE	820
PERIMETER	111'6"	GALLONS	25494



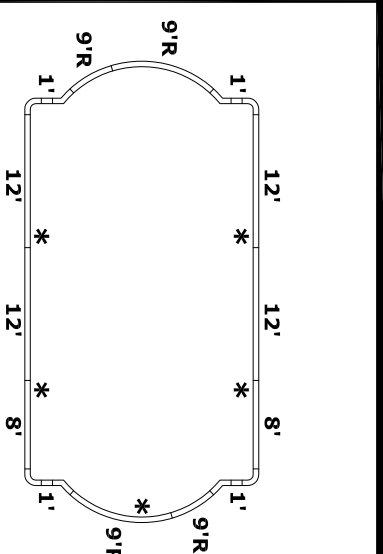
## BILL OF MATERIALS

QTY	PART	DESCRIPTION
6	HP-106	6' PANEL
2	HP-106A	6' PANEL (A/G)
4	HP-104	4' PANEL
4	HP-101	1' PANEL
5	HP-159	9'R PANEL
1	HP-159LL	9'R PANEL (LIGHT)
1	HP-110	(9'R) 2' OVAL INSERT
2	HP-115	(9'R) 1' OVAL INSERT
4	HP-156	6'R PANEL
4	HP-124	REVERSE 45° TEE PANEL
29	HP-199	BRACE

## OVERDIG DETAIL



## COPING LAYOUT



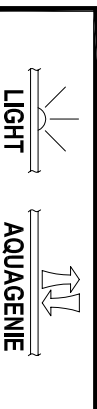
## NO DIVING WARNING

**ATTENTION DEALER/BUILDER:**  
It is your responsibility to ensure the safety package provided is delivered to the pool owner and that the "NO DIVING" labels are properly installed.  
NO DIVING WARNING LABELS MUST BE INSTALLED IN NO DIVING AREAS ACCORDING TO NSPI SPECIFICATIONS



\* SUGGESTED LABEL LOCATIONS ARE SPECIFIED IN THE COPING LAYOUT

## PRE-CUT PANEL LEGEND



DATE	PANEL LINE	DRAWING TITLE	DRAWING NUMBER
JAN 2007	HYDRA	20'2" X 40'8" DOUBLE ROMAN END 6" RADIUS	10840

**HYDRA POOLS**  
543 South Main Street - Sweetwater, TN 37874

Copyright © 2007 by Hydra Pools.