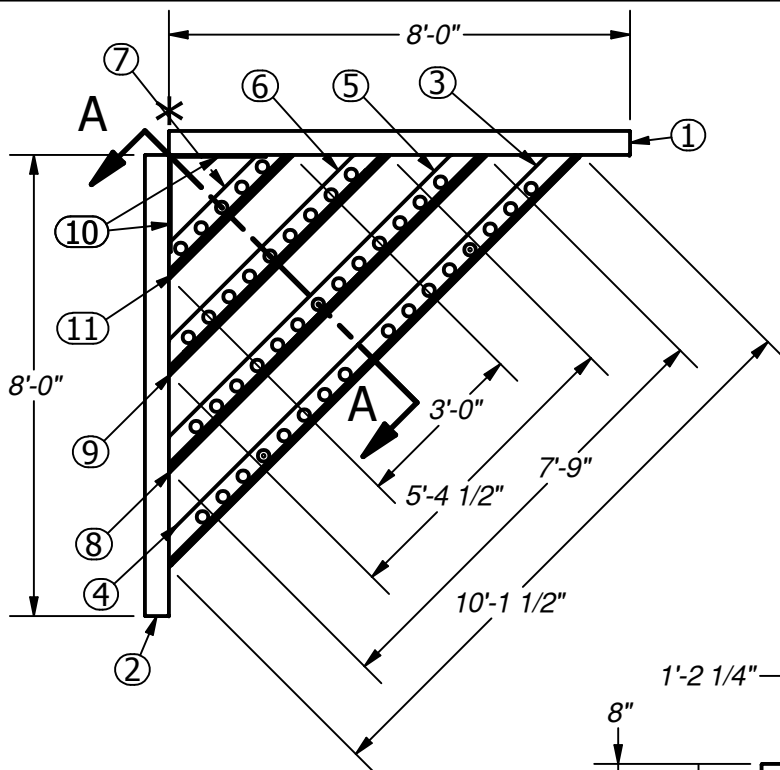




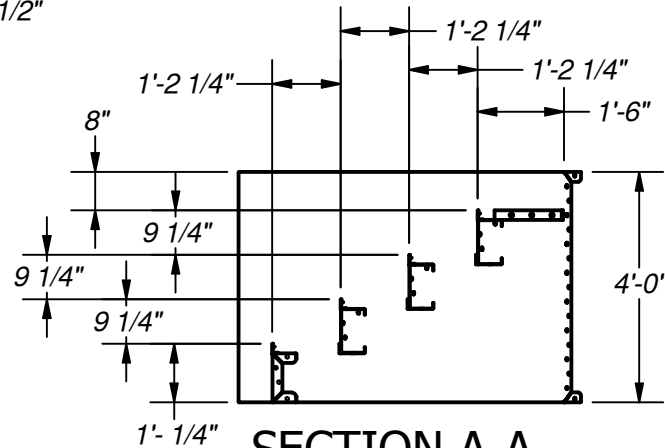
Name: 8' POURED CORNER STEP W/ LT. & SE. 4 TREAD (48") HIGH- NEW STYLE

Number: S1014CP44800XX0Z


250 Route 61 South, Schuylkill Haven, PA 17972 • 570-385-4733 • fax: 570-385-1318 • CustomerService@CardinalSystemsinc.com



PARTS LIST			
ITEM	PART NUMBER	QTY	DESCRIPTION
1	SP4320	1	8'-0" STEP PANEL W/ 2 Z
2	SP4318	1	8'-0" STEP PANEL W/ 2 Z
3	PT5478	1	5'- 3/4" POURED TREAD
4	PT5477	1	5'- 3/4" POURED TREAD
5	PT5476	1	7'-9" POURED TREAD
6	PT5475	1	5'-4 1/2" POURED TREAD
7	PT5214	1	3'-0" POURED TREAD
8	LT0215	1	7'-9" LINER TRACK
9	LT0144	1	5'-4 1/2" LINER TRACK
10	LT0063	2	1'-8" LINER TRACK
11	LT0031	1	3'-0" LINER TRACK
12	CS600OPT	1	A-FRAME ASSEMBLY
13	CS608DH	1	18" DRIVE STAKE
14	CS948SA	1	48" SQUARE CORNER ANGLE
15	CS903FC	1	FOAM CORNER INSERT
16	SP0745-6N-3	3	BOX OF 3-6'-0" NOTCHED SCREED EDGE
17	BP000TS	1	BOX OF TEK SCREWS
18	BP106ST	1	LARGE STEP BOLT PACK



SECTION A-A
SCALE 1 / 40



NOTE:
USE REBAR HOLE LOCATIONS TO PIN WALL AND STEP DECK SUPPORTS IN PLACE. THEN POUR 4"-6" OF CONCRETE AROUND THESE AREAS AND UNDER THE ASSEMBLY FOR REINFORCEMENT

Drawn By: mjeffery

Date: 1/19/2018

Scale: 1/40

Notes: ST006087

This information is the confidential property of Cardinal Systems, Inc. Disclosure or duplication without proper written approval is strictly prohibited. Acceptance and use of this drawing constitutes knowledge and acceptance by the user of the terms and conditions set forth in the notice and warning which accompanied this drawing is incorporated herein and made part hereof and is found on Cardinal Systems, Inc's website at www.CardinalSystemsInc.com



CardinalSystemsInc.com