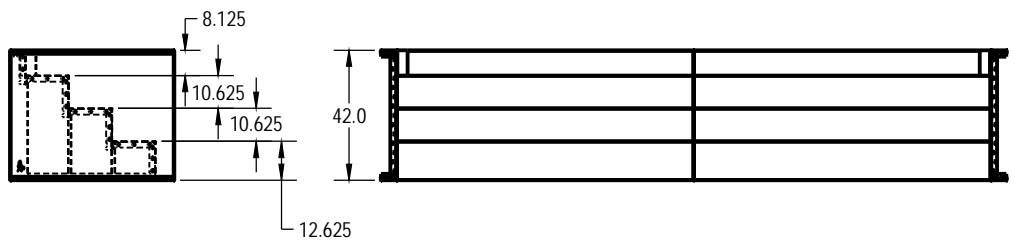
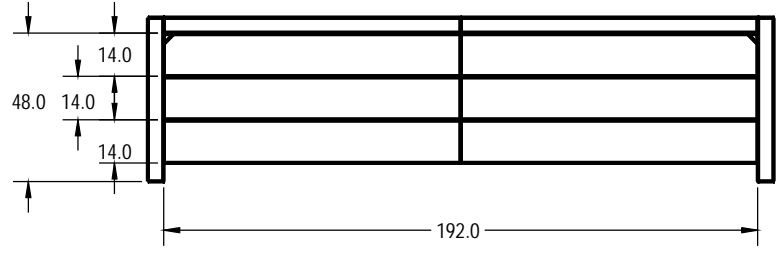
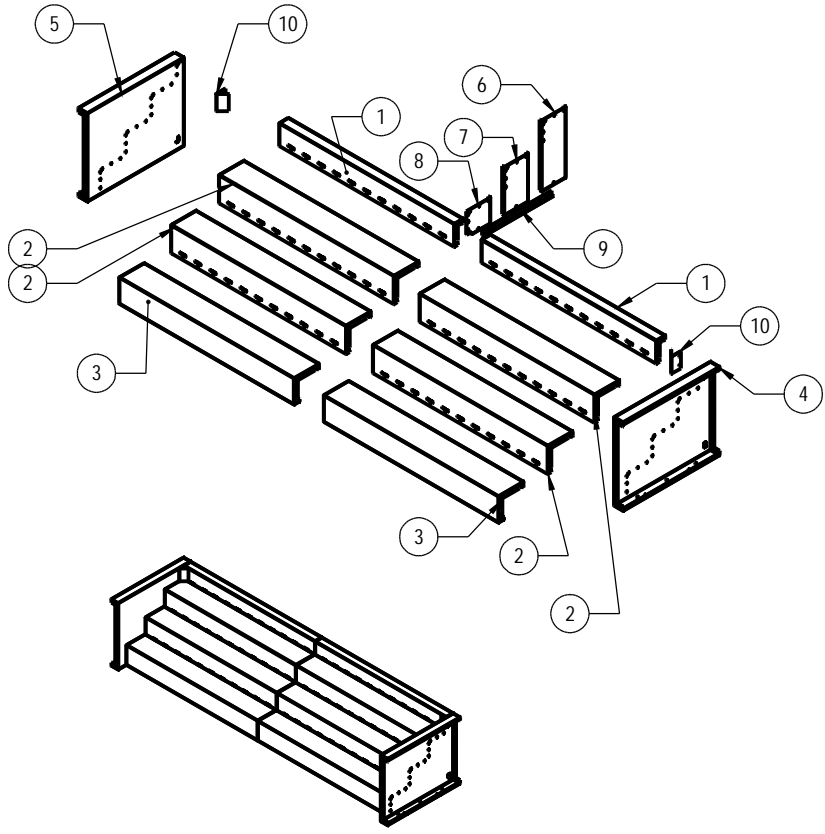


REVISION HISTORY					
REV	DESCRIPTION	DATE	STATUS	ECO	BY
E	LINKED BALLONS TO BOM TABLE	10/31/2017	PRODUCTION	JJB	BUMPHREY
F	STEP PROJECT: UPDATED DIG NOTES, BOM & TITLE BLOCK	5/8/2018	PRODUCTION	JJB	JRITTENHOUSE
G	UPDATED BOM	07/20/18	PRODUCTION	JJB	MWILLIAMS



- NOTES:**
- THESE ARE FINISHED DIMENSIONS READY FOR THE LINER.
 - DIMENSIONS ARE FROM INSIDE POOL PANELS.
 - ROPE AND FLOAT ASSEMBLY SHOULD BE INSTALLED IN ACCORDANCE WITH CURRENT ANSIA/SP/ICC REGULATIONS
 - HYDRA LINER TRACK FOR STEPS IS INSTALLED WITH THE BARB FACING THE RISER WALL ON THE STEP.
- EXCAVATION NOTES:**
- ROUGH EXCAVATION SHOULD BE 2" DEEPER IN EACH INSTANCE.
 - SOIL TO HAVE MINIMUM BEARING CAPACITY OF 1500 PSF.
 - LOCATE TOP OF POOL AT LEAST 6" ABOVE THE SURROUNDING LAND ELEVATION.
 - SEE "OVER DIG DETAIL" FOR EXCAVATION AROUND POOL.
 - FILL VOIDS UNDER BASE OF PANELS AND TAMP WELL.
 - BACK FILL WITH NON-EXPANSIVE MATERIAL.
 - FOLLOW ALL CURRENT ANSIA / APSP / ICC GUIDELINES FOR RESIDENTIAL POOLS

IMPORTANT NOTES:

THIS DOCUMENT IS FOR ILLUSTRATIVE PURPOSES ONLY. THE DEALER OR CONTRACTOR WHO SELLS OR INSTALLS YOUR POOL IS AN INDEPENDENT CONTRACTOR AND IS NOT AN AGENT OF THE MANUFACTURER. THE CONSTRUCTION METHODS ILLUSTRATED HERE ARE SUGGESTIONS AND APPLY ONLY TO NORMAL GROUND CONDITIONS. THERE MAY BE ADDITIONAL PRECAUTIONS AND/OR METHODS OF CONSTRUCTION. PROPER INSTALLATION IS THE RESPONSIBILITY OF THE DEALER/BUILDER/CONTRACTOR.

ITEM	FILE NAME	DESCRIPTION	CUSTOMER DRAWING #	VENDOR PART #	Qty
1	00002114	STEP, 8' LONG, TOP BACK, 3 TREAD, WITH LINER TRACK	00002114	00002114	2
2	00002132	STEP, 8' LONG TOP STEP, 3 TREAD, WITH LINER TRACK	00002132		4
3	00002119	STEP, 8' LONG BOTTOM STEP, 3 TREAD, WITH LINER TRACK	00002119		2
4	00002207	PANEL, 45" LONG, ASSEMBLY			1
5	00002208	PANEL, 45" LONG, ASSEMBLY			1
6	00002123	SUPPORT, CENTER, 3 TREAD, "C"			1
7	00002433	SUPPORT, CENTER, 3 TREAD, MIDDLE			1
8	00002124	SUPPORT, CENTER, 3 TREAD, "A"			1
9	00002434	SUPPORT, CENTER, 3 TREAD, TOE RAIL			1
10	00002146	STEP, INSERT, 6" RADIUS	H08126	H08126	2
11	BOLT, PACK	BOLT, FLANGE, 3/8-16 X 1", PACK (50)	HPS1916	HPS1916	3

WEIGHT: 425.2 LBS. VOLUME: 19.27 CU FT. COLOR: HEAT TREAT: FINISH: TEXTURE:	UNLESS OTHERWISE SPECIFIED DIMENSIONS ARE IN INCHES TOLERANCES: DECIMALS: X ± .1 XX ± .01 XXX ± .001 XXXX ± .0005 ANGULAR: X ± 0.5 THIRD ANGLE PROJECTION	DESIGNED BY: L NELSON 04/19/13	CREATION DATE: 04/19/13	HYDRA POOLS TITLE: STEP, 16' X 4', 3 TREAD, LINER TRACK, ACROSS END PART NUMBER: HSS164LT3	
		DETAIL BY: MWILLIAMS 10/31/2017	DETAILED DATE: 10/31/2017		