

NOTES:

- THESE ARE FINISHED DIMENSIONS READY FOR THE LINER.
- DIMENSIONS ARE FROM INSIDE POOL PANELS.
- ROPE AND FLOAT ASSEMBLY SHOULD BE INSTALLED IN ACCORDANCE WITH CURRENT ANSI/APSP/ICC REGULATIONS
- HYDRA LINER TRACK FOR STEPS IS INSTALLED WITH THE BARB FACING THE RISER WALL ON THE STEP.


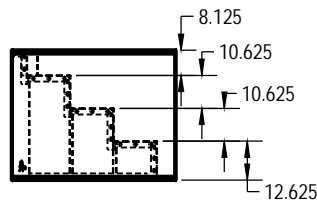
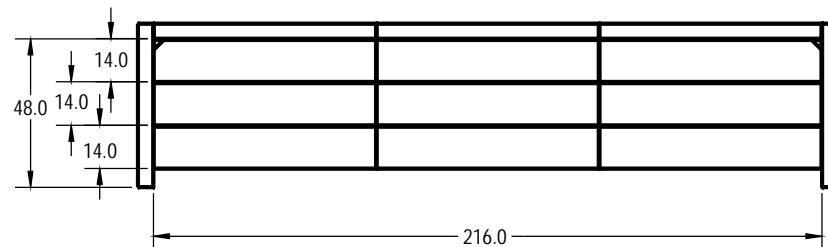
EXCAVATION NOTES:

- ROUGH EXCAVATION SHOULD BE 2" DEEPER IN EACH INSTANCE.
- SOIL TO HAVE MINIMUM BEARING CAPACITY OF 1500 PSF.
- LOCATE TOP OF POOL AT LEAST 6" ABOVE THE SURROUNDING LAND ELEVATION.
- SEE "OVER DIG DETAIL" FOR EXCAVATION AROUND POOL.
- FILL VOIDS UNDER BASE OF PANELS AND TAMP WELL.
- BACK FILL WITH NON-EXPANSIVE MATERIAL.
- FOLLOW ALL CURRENT ANSI/APSP/ICC GUIDELINES FOR RESIDENTIAL POOLS

IMPORTANT NOTES:

THIS DOCUMENT IS FOR ILLUSTRATIVE PURPOSES ONLY. THE DEALER OR CONTRACTOR WHO SELLS OR INSTALLS YOUR POOL IS AN INDEPENDENT CONTRACTOR AND IS NOT AN AGENT OF THE MANUFACTURER. THE CONSTRUCTION METHODS ILLUSTRATED HERE ARE SUGGESTIONS AND APPLY ONLY TO NORMAL GROUND CONDITIONS. THERE MAY BE ADDITIONAL PRECAUTIONS AND/OR METHODS OF CONSTRUCTION. PROPER INSTALLATION IS THE RESPONSIBILITY OF THE DEALER/BUILDER/CONTRACTOR.

REVISION HISTORY					
REV.	DESCRIPTION	DATE	STATUS	ECO	BY
D	CORRECTED TITLE BLOCK, WAS HYDRA POOLS.	6/14/2013	PRODUCTION		JBOSSERDET
E	ADDED PART NUMBER	7/12/2013	PRODUCTION		KJULIAN
F	STEP PROJECT: UPDATED DIG NOTES, BOM & TITLE BLOCK	5/8/2018	PRODUCTION		JRITTENHOUSE



ITEM	FILE NAME	DESCRIPTION	CUSTOMER DRAWING #	VENDOR PART #	DATE
1	00002113	STEP, 6' LONG, TOP BACK, 3 TREAD, WITH LINER TRACK			3/1/13
2	00002131	STEP, 6' LONG TOP STEP, 3 TREAD, WITH LINER TRACK			6/1/13
3	00002118	STEP, 6' LONG BOTTOM STEP, 3 TREAD, WITH LINER TRACK			3/1/13
4	00002207	PANEL, 45" LONG, ASSEMBLY			1/1/13
5	00002208	PANEL, 45" LONG, ASSEMBLY			1/1/13
6	00002123	SUPPORT, CENTER, 3 TREAD, "C"			2/1/13
7	00002433	SUPPORT, CENTER, 3 TREAD, MIDDLE			2/1/13
8	00002124	SUPPORT, CENTER, 3 TREAD, "A"			2/1/13
9	00002434	SUPPORT, CENTER, 3 TREAD, TOE RAIL			2/1/13
10	00002146	STEP, INSERT, 6" RADIUS			2/1/13
11	BOLT, PACK	BOLT, FLANGE, 3/8-16 X 1", PACK (50)	HPS1916	HPS1916	4/1/13

UNLESS OTHERWISE SPECIFIED DIMENSIONS ARE IN INCHES TOLERANCES DECIMALS: X ± .1 XX ± .01 XXX ± .001 XXXX ± .0005 ANGULAR: X ± 0.5 THIRD ANGLE PROJECTION	DESIGNED BY: LNELSON CHECKED BY: JRITTENHOUSE LAST REVISED BY: JRITTENHOUSE MATERIAL:	CREATOR DATE: 4/19/2013 DETAIL DATE: 4/19/2013 LAST REVISED DATE: 5/8/2018	SAMSON STEEL	
	TITLE: STEP, 18' X 4', 3 TREAD, LINER TRACK, ACROSS END, ASSEMBLY		PART NUMBER: HSS184LT3	SCALE: 1/32 SHEET: 1 OF 1