

7' RICOCHET SHUFFLEBOARD TABLE ASSEMBLY INSTRUCTIONS



NG1201

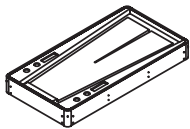








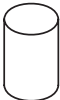



THANK YOU!

Thank you for purchasing this product.

We work around the clock and around the globe to ensure that our products maintain the highest possible quality. However, in the rare instance that your product is defective or missing parts, contact your retailer, or call 800-759-0977, to submit parts requests or warranty claims. Please read the warranty information at the back of these assembly instructions for further details.

**IMPORTANT! PLEASE READ THESE ASSEMBLY INSTRUCTIONS
IN ENTIRETY BEFORE ASSEMBLING YOUR PRODUCT.**

PARTS IDENTIFIER (NOT TO SCALE)

#1  Table Body 1 set	#2  Leg 4 pieces	#3  M8X45MM Bolt 16 pieces	#4  19MM Washer 16 pieces
#5  4X25MM Flat Head Screw 8 pieces	#6  4X50MM Flat Head Screw 4 pieces	#7  Leg Leveler 4 pieces	#8  Slide Scorer 2 pieces
#9  Rail Corner 4 pieces	#10  Shuffleboard Dust 1 can	#11  Blue Shuffleboard Puck 4 pieces	#12  Red Shuffleboard Puck 4 pieces
#13  Allen Tool 1 piece			

ADDITIONAL EQUIPMENT REQUIRED:



Please see Parts List at end of manual for part number when ordering parts. For replacement parts please call 800-759-0977.

ASSEMBLY TIPS

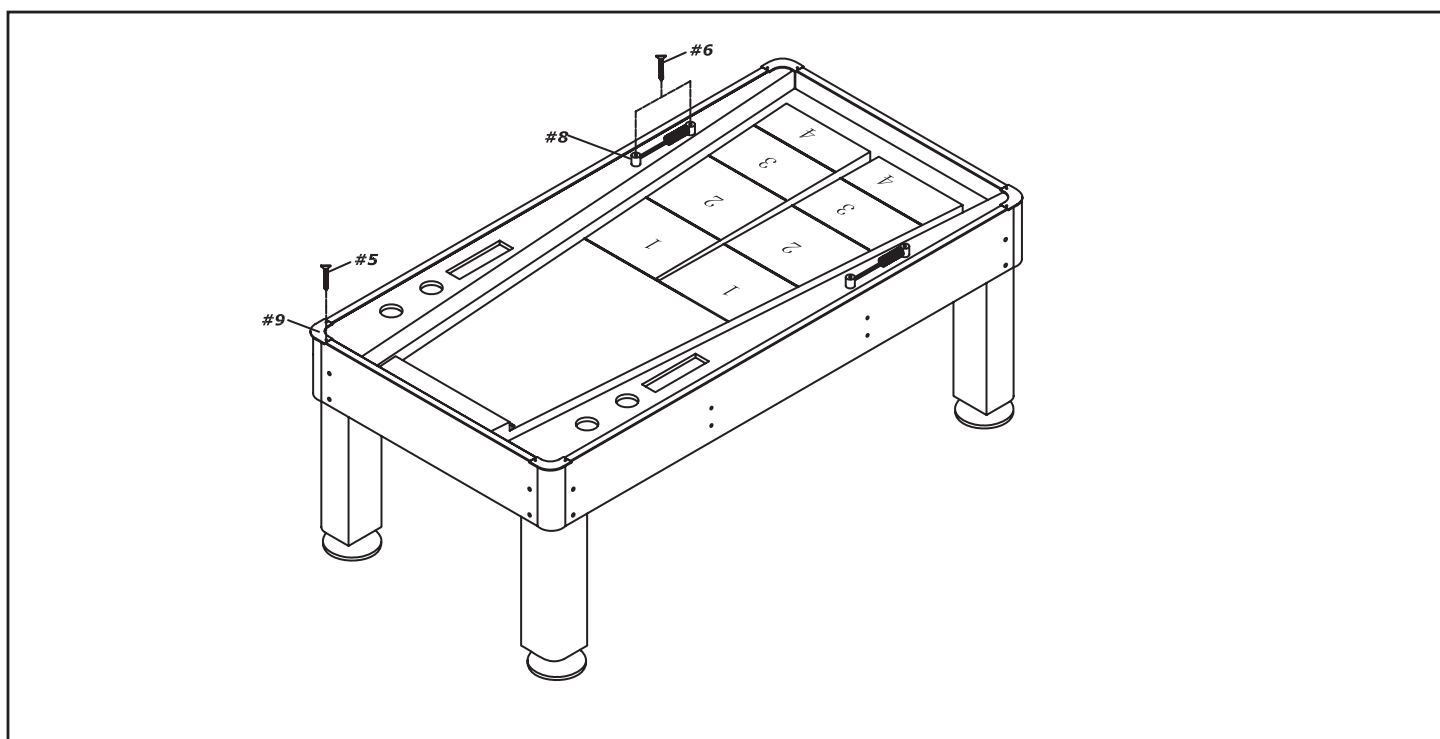
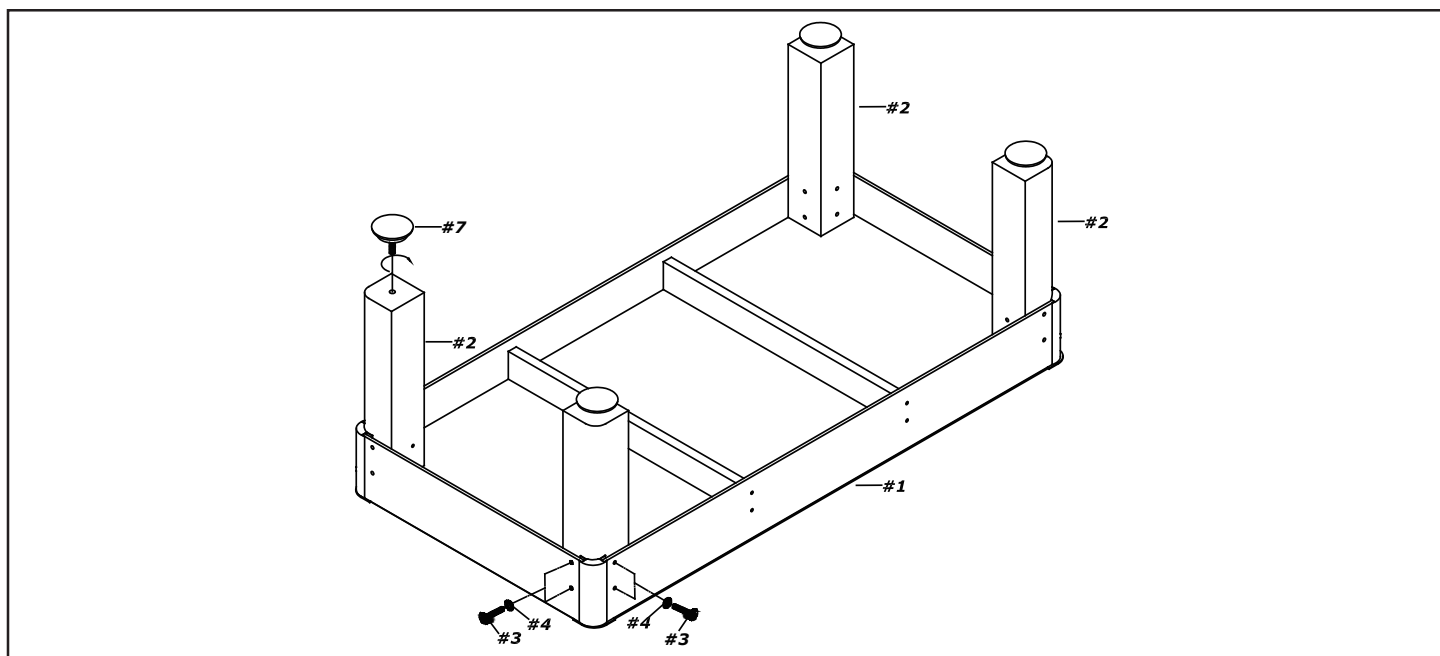
1. Find a clean, level surface to begin the assembly of your game table. The table will be partially assembled upside down and then turned over onto its legs. This is a heavy game and turning it over will require at least two strong adults.
2. Remove all of the contents from box and verify that you have all of the parts shown on the Parts Identifier before you begin assembly. **Note: Some parts may be pre-installed or pre-assembled.**
3. Some figures or drawings may not look exactly like your product. Please read and understand the text before beginning each assembly step.
4. **When installing parts that have more than one screw or bolt, hand tighten all screws or bolts in place before final tightening with screwdriver or hex wrench.**
5. Electric screwdrivers may be helpful during assembly; however, please set a **low torque** and use extreme caution because screws may be stripped or overtightened, resulting in damaged parts, if the electric screwdriver's torque is set too high.

WARNINGS!

READ AND FOLLOW ALL ASSEMBLY, OPERATION AND SAFETY INSTRUCTIONS CAREFULLY.

**CHOKE HAZARD - THIS TABLE CONTAINS SMALL BALLS AND PARTS
NOT SUITABLE FOR CHILDREN UNDER 3 YEARS OF AGE.**

ASSEMBLY INSTRUCTIONS



CONGRATULATIONS!

You have now assembled your Game Table.
Please note the Care and Use instructions below to ensure years of trouble free use of your game table.

CARE AND USE

1. This product is intended for **INDOOR** use only.
2. Do **NOT** sit, climb or lean on the table.
3. Do **NOT** drag the table when moving it as this will damage the legs.

RULES OF THE GAME

RICOCHET SHUFFLEBOARD

RULES OF THE GAME

THE OBJECT OF THE GAME IS TO REACH THE GAME POINTS GOAL BEFORE YOUR OPPONENT.

HOW TO PLAY THE GAME

A coin toss decides who starts the game. The winner of the coin toss also decides if the game will start from the left or right side of the table.

The first weight (Blue) is slid from the front of the table towards the back, so that it bounces off the back bumper onto the other side of the table playing surface.

The opponent then slides his/her weight (Red) so that it bounces from the back bumper to bump off the blue weight or to place his/her weight beyond the blue weight on the playing surface.

The players continue to take turns until all eight weights are played. At this point, the players determine which team scores and add the score from this round to the total game score.

The game then continues from the other side, with the player who scored last starting the play in the next round.

Play continues by alternating sides until the total game score of one of the opponents reaches or exceeds the game goal.

SCORING POINTS

RICOCHET SHUFFLEBOARD is normally played to a game total of either 15 points or 21 points, depending on mutual consent of the contestants.

When a weight comes to rest on a scoring (Black) line, that weight scores the smaller number. The weight must clear the first line completely to score.

If a weight comes to rest before entering the scoring surface area, it must be removed from the playing surface before the opponent plays the next weight.

If a weight overhangs the front edge of the playing surface (4 point area) that weight has a score of 5 points.

Only one player can score points in a round.

Point total for a round is the sum of the points for each weight that is closer to the front edge of the playing surface than any of the opponent's weights.

EXAMPLE A: If after throwing all eight weights, there is a Blue weight and Red weight in the 3 point section, but the Red is ahead of the Blue weight only the Red weight scores points.

EXAMPLE B: If there are two Blue weights ahead of the Red weights, the two Blue weights score points, and the Red weights do not score.

STRATEGY: An effective strategy would be to slide your weights into scoring position, then to shield those weights from your opponent by using later turns to block them from being knocked out of scoring position.

180-DAY LIMITED WARRANTY

This product is warranted to the original purchaser to be free from defects in material or workmanship for a period of 180 days from the date of the original retail purchase.

This warranty does not cover defects or damage due to improper installation, alteration, accident or any other event beyond the control of the manufacturer. Defects or damage resulting from misuse, abuse or negligence will void this warranty. This warranty does not cover scratching or damage that may result from normal usage.

This product is not intended for institutional or commercial use; the manufacturer does not assume any liability for such use. Institutional or commercial use will void this warranty.

This warranty is nontransferable and is expressly limited to the repair or replacement of the defective product. During the warranty period, the manufacturer shall repair or replace defective parts at no cost to the purchaser. Shipping charges and insurance are not covered and are the responsibility of the purchaser. Labor charges and related expenses for removal, installation or replacement of the product or components are not covered under this warranty.

The manufacturer reserves the right to make substitutions to warranty claims if parts are unavailable or obsolete.

The manufacturer shall not be liable for loss of use of the product or other consequential or incidental costs, expenses or damages incurred by the consumer of any other use. The user assumes all risk of injury resulting from the use of this product.

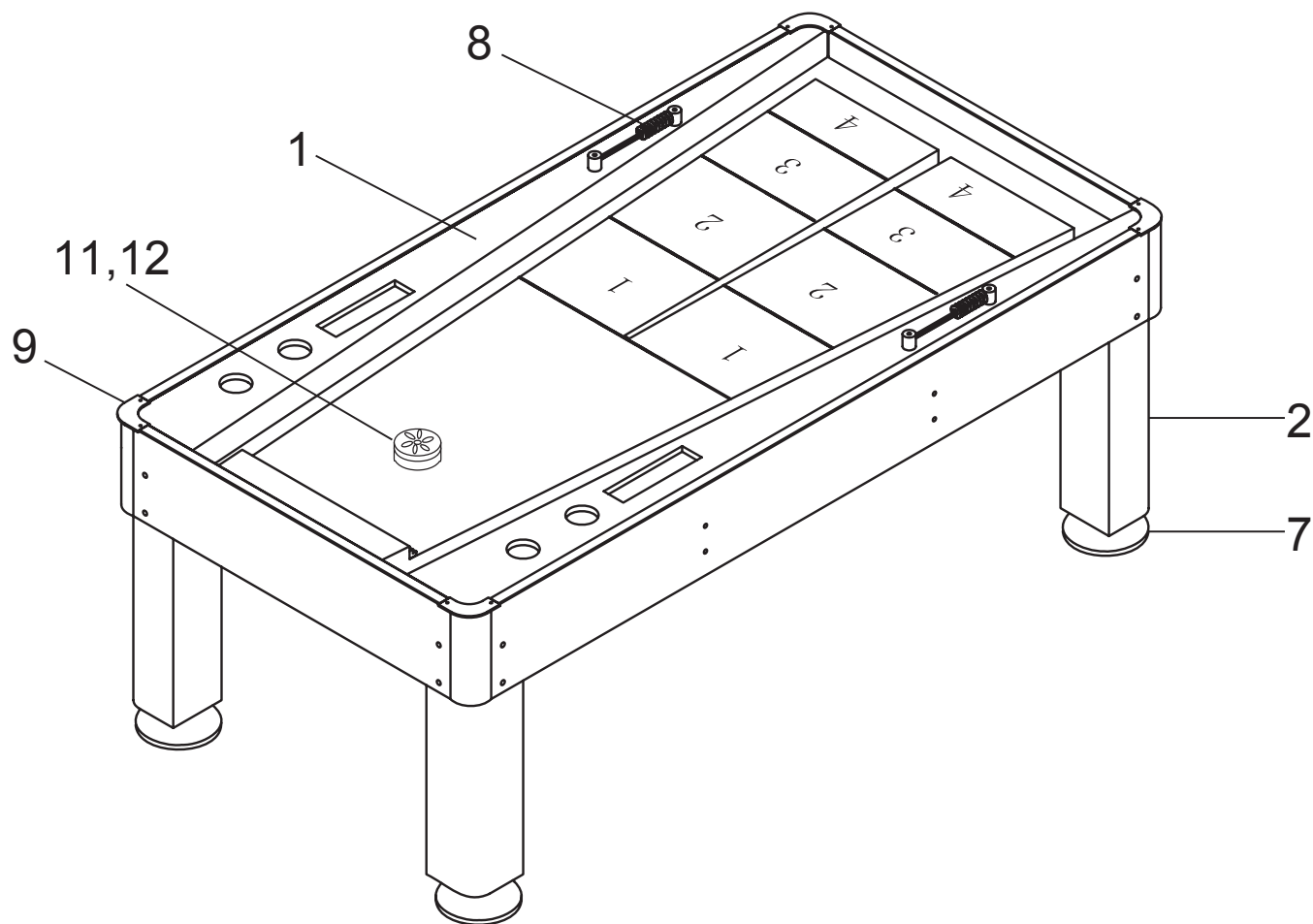
This warranty is expressly in lieu of all other warranties, expressed or implied, including warranties of merchantability or fitness for use to the extent permitted by Federal or state law. Neither the manufacturer nor any of its representatives assumes any other liability in connection with this product.

All warranty claims must be made through the retailer where the product was originally purchased. A purchase receipt or other proof of date of purchase will be required to process all warranty claims. The model number and part numbers found within the assembly instructions will be required when submitting any parts requests or warranty claims.

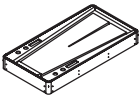







For further warranty information or inquiries, please call 800-759-0977

7' RICOCHET SHUFFLEBOARD TABLE - NG1201







Parts List



PARTS

#1 NGP5891	#2 NGP5892	#7 NGP5893	#8 NGP5894	#9 NGP5895	#10 NGP1221	#11 NGP2607	#12 NGP2606
							
TABLE BODY	LEG	LEG LEVELER	SLIDE SCORER	RAIL CORNER	SHUFFLEBOARD WAX	SHUFFLEBOARD PUCKS-BLUE	SHUFFLEBOARD PUCKS-RED

HARDWARE PACK - NGP5896

#3	#4	#5	#6	#13	ADDITIONAL EQUIPMENT REQUIRED:
					
M8X45MM BOLT	19MM WASHER	4X25MM FLAT HEAD SCREW	4X50MM FLAT HEAD SCREW	ALLEN WRENCH	PHILLIPS HEAD SCREWDRIVER