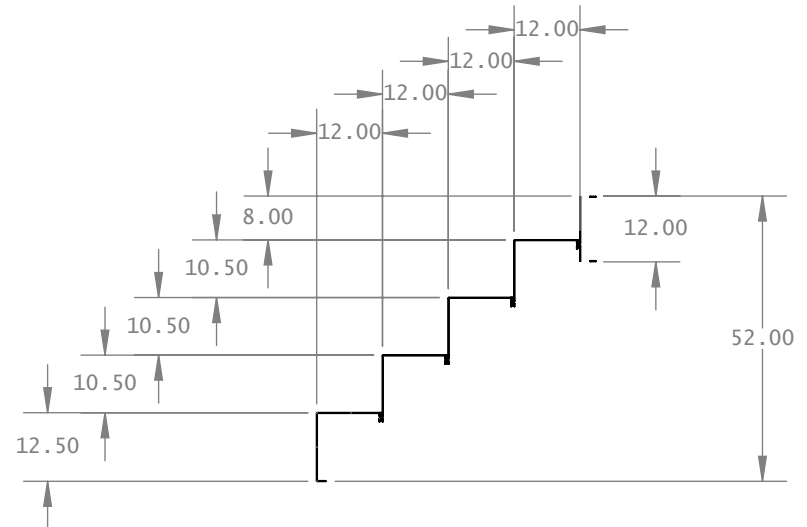
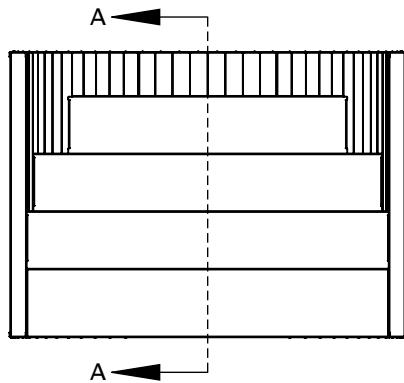
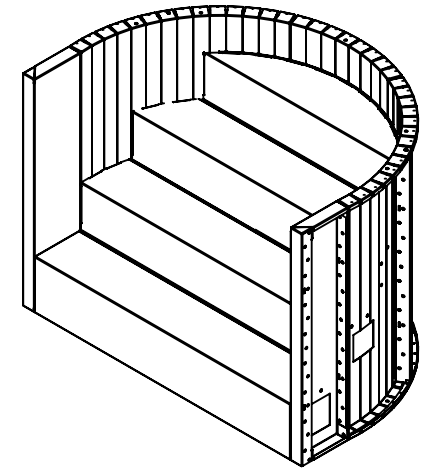
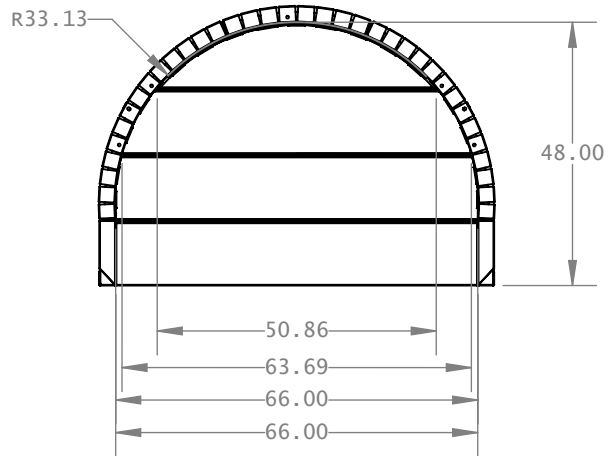


ITEM	PART NO.	DESCRIPTION	QTY
1	T-W-T-SC-SIG-L	TRANSITION WALL	1
2	W-RC-33R-66W-SIG-L	CURVED WALL	1
3	W-RC-33R-66W-SIG	CURVED WALL	1
4	W-RC-33R-66W-SIG-R	CURVED WALL	1
5	T-W-T-SC-SIG-R	TRANSITION WALL	1
6	STPB-RC-33R-66W-SIG	BOTTOM STEP	1
7	STPM-RC-33R-66W-SIG	MIDDLE RADIUS STEP	1
8	STPM-RC-33R-66W-SIG-01	MIDDLE RADIUS STEP	1
9	STPT-RC-33R-66W-SIG	TOP RADIUS STEP	1
10	PVC-POOLSAP-025	LINER RETAINER CLIP	3

NOTES: SHIP AS A KIT

REV	INFORMATION	DATE	BY	APP
00	INITIAL RELEASE	01/10/2025	VA	
THIRD ANGLE PROJECTION 				
DIMENSIONAL UNITS INCH [MM]				
TOLERANCES U.O.S. IMPERIAL METRIC .X ± .060 X ± 1.50 .XX ± .030 X.X ± 0.80 .XXX ± .015 X.XX ± 0.40 CRITICAL HOLES +.005/- .003 +.13/- .08 ANGLES ± 1.0°		DESCRIPTION CUSTOM CT RADIUS STAIR		
SIZE	SCALE	SHEET	PART NO.	REV.
A	N.T.S.	1 OF 2	RC-33R-66W-SIG	00



SECTION A-A
SCALE 1 : 35

NOTES: SHIP AS A KIT

REV	INFORMATION	DATE	BY	APP		
00	INITIAL RELEASE	01/10/2025	VA			
THIRD ANGLE PROJECTION 						
DIMENSIONAL UNITS INCH [MM]						
TOLERANCES U.O.S. IMPERIAL METRIC .X ± .060 X ± 1.50 .XX ± .030 X.X ± 0.80 .XXX ± .015 X.XX ± 0.40 CRITICAL HOLES +.005/- .003 +.13/- .08 ANGLES ± 1.0°		THIS INFORMATION CONTAINED IN THE DRAWING IS THE SOLE PROPERTY OF C.L. MALACH. ANY REPRODUCTION IN PART OR WHOLE WITHOUT THE WRITTEN PERMISSION OF C.L. MALACH IS PROHIBITED.				
DESCRIPTION		SIZE	SCALE	SHEET	PART NO.	REV.
CUSTOM CT RADIUS STAIR		A	N.T.S.	2 OF 2	RC-33R-66W-SIG	00