



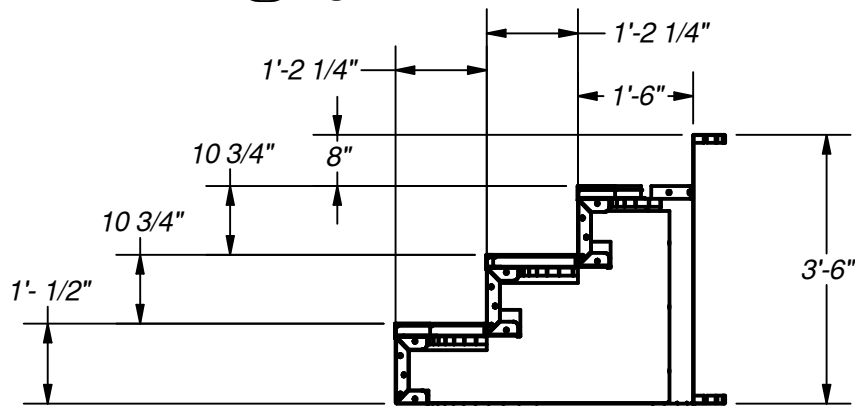
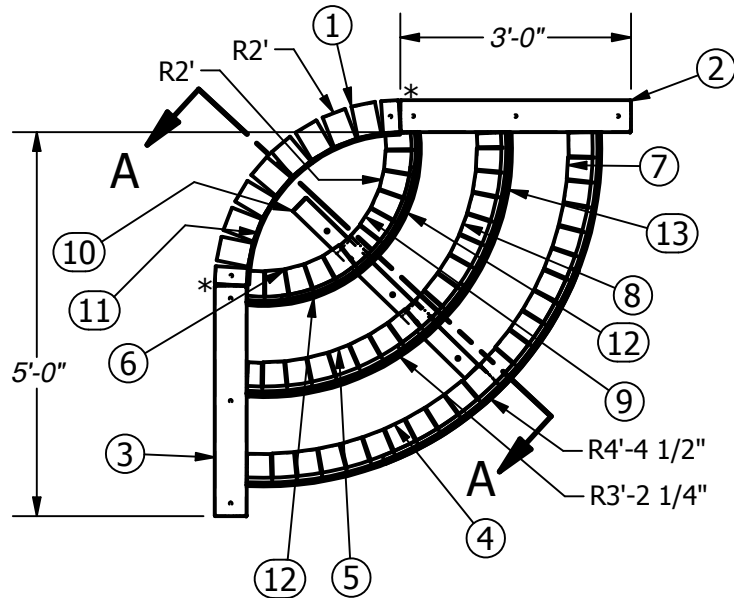
Name: 2' RADIUS POURED WEDDING CAKE CORNER STEP W/ LINER TRACK - SCREED E.

Number: S0740FP34220RX1Z

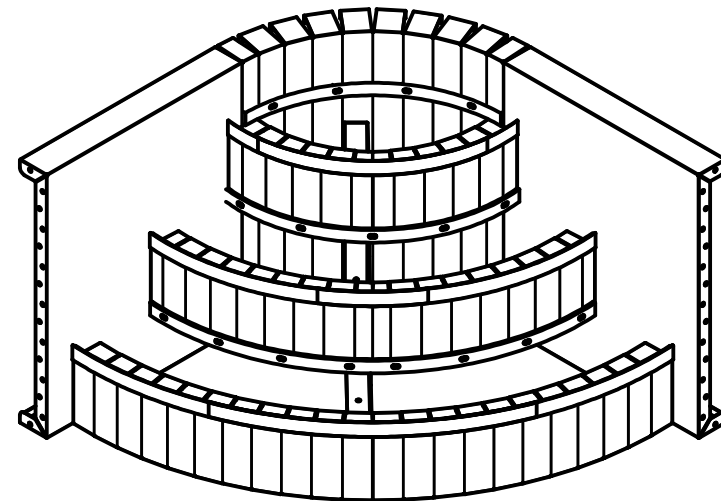
250 Route 61 South, Schuylkill Haven, PA 17972 • 570-385-4733 • fax: 570-385-1318 • CustomerService@CardinalSystemsinc.com

PARTS LIST

ITEM	PART NUMBER	QTY	DESCRIPTION
1	SP3156	1	3'-1 5/8" X 2'-0" RADIUS STEP PANEL
2	SP4288	1	3'-0" STEP PANEL
3	SP4289	1	3'-0" STEP PANEL
4	PT5404	1	3'-8" X 4'-4 1/2" REV. RADIUS POURED TREAD
5	PT5405	1	2'-8 7/8" X 3'-2 1/4" REV. RADIUS POURED TREAD
6	PT5406	1	1'-9 5/8" X 2'-0" REV. RADIUS POURED TREAD
7	PT5407	1	3'-8" X 4'-4 1/2" REV. RADIUS POURED TREAD
8	PT5408	1	2'-8 7/8" X 3'-2 1/4" REV. RADIUS POURED TREAD
9	PT5409	1	1'-9 5/8" X 2'-0" REV. RADIUS POURED TREAD
10	TS0337	1	3'-6 3/4" TREAD SUPPORT (3 TREAD NEW STYLE)
11	LT0245	1	3'-1 3/8" X 2'-0" RADIUS LINER TRACK
12	LT2178	1	3'-7 1/4" X 2'-0" REV. RADIUS LINER TRACK
13	LT2191	1	5'-4 7/8" x 3'-2 1/4" REV. RADIUS LINER TRACK
14	SP0745-6N-3	3	BOX OF 3'-6'-0" NOTCHED SCREED EDGE
15	BP000TS	1	BOX OF TEK SCREWS
16	CS600OPT	2	A-FRAME ASSEMBLY
17	CS608DH	2	18" DRIVE STAKES
18	BP106ST	1	LARGE STEP BOLT PACK



SECTION A-A  
SCALE 1 / 30



NOTE:  
USE REBAR HOLE LOCATIONS  
TO PIN WALL AND STEP DECK  
SUPPORTS IN PLACE. THEN  
POUR 4"-6" OF CONCRETE  
AROUND THESE AREAS AND  
UNDER THE ASSEMBLY FOR  
REINFORCEMENT

Drawn By: Shay

Date: 1/16/2018

Scale: 1 : 50

Notes: NOTES

This information is the confidential property of Cardinal Systems, Inc. Disclosure or duplication without proper written approval is strictly prohibited. Acceptance and use of this drawing constitutes knowledge and acceptance by the user of the terms and conditions set forth in the notice and warning which accompanied this drawing is incorporated herein and made part hereof and is found on Cardinal Systems, Inc's website at www.CardinalSystemsinc.com



CardinalSystemsInc.com