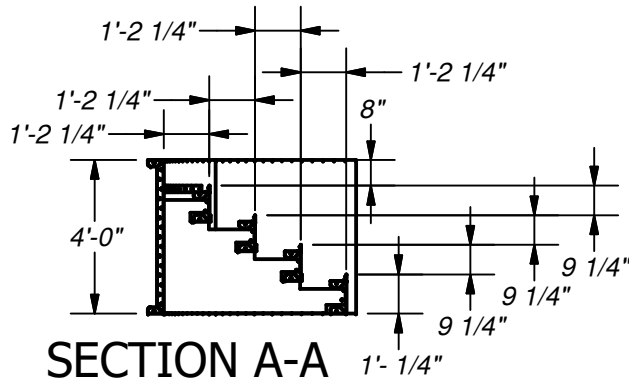
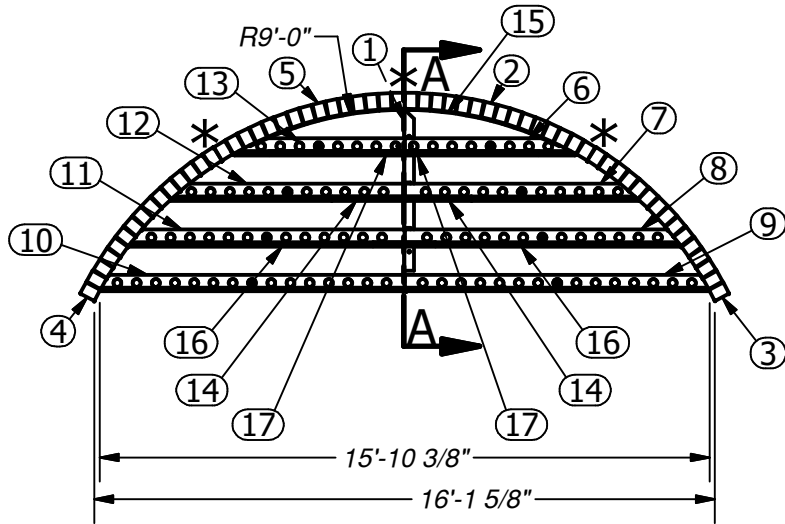




Name: 9' RADIUS POURED STEP W/ LINER TRACK - SCREED EDGE - 4 TREAD 48"

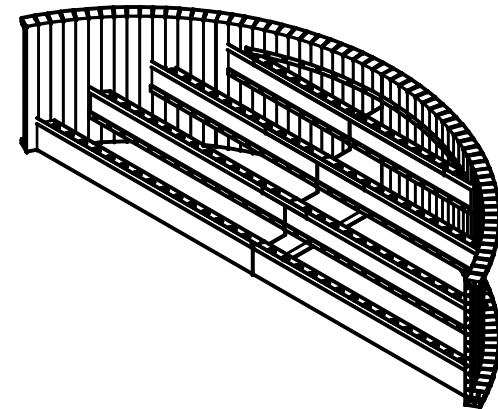
Number: S15T3TP44890XX1Z

250 Route 61 South, Schuylkill Haven, PA 17972 • 570-385-4733 • fax: 570-385-1318 • CustomerService@CardinalSystemsinc.com



SECTION A-A  
SCALE 1/60

PARTS LIST			
ITEM	PART NUMBER	QTY	DESCRIPTION
1	TS0340	1	4'-9" POURED TREAD SUPPORT
2	SP4348	1	5'-0" X 9'-0" RADIUS STEP PANEL
3	SP4347	1	5'-0" X 9'-0" RADIUS STEP PANEL
4	SP4346	1	5'-0" X 9'-0" RADIUS STEP PANEL
5	SP4345	1	5'-0" X 9'-0" RADIUS STEP PANEL
6	PT5552	1	4'-5 5/8" POURED TREAD
7	PT5551	1	6'-1 1/8" POURED TREAD
8	PT5550	1	7'-2" POURED TREAD
9	PT5549	1	7'-11 1/4" POURED TREAD
10	PT5548	1	7'-11 1/4" POURED TREAD
11	PT5547	1	7'-2" POURED TREAD
12	PT5546	1	6'-1 1/8" POURED TREAD
13	PT5545	1	4'-5 5/8" POURED TREAD
14	LT2213	2	6'-1" LINER TRACK
15	LT1767	2	4'-2" X 9'-0" RADIUS LINER TRACK
16	LT1557	2	7'-2" LINER TRACK
17	LT1486	2	4'-5" LINER TRACK
18	CS608DH	3	18" DRIVE STAKE
19	CS600OPT	3	A-FRAME ASSEMBLY
20	SP0745-6N-3	4	BOX OF 3-6'-0" NOTCHED SCREED EDGE
21	BP106ST	1	LARGE STEP BOLT PACK
22	BP000TS	1	BOX OF TEK SCREWS



NOTE:  
USE REBAR HOLE LOCATIONS TO PIN WALL AND STEP DECK SUPPORTS IN PLACE. THEN POUR 4"-6" OF CONCRETE AROUND THESE AREAS AND UNDER THE ASSEMBLY FOR REINFORCEMENT

Drawn By: mjeffery

Date: 1/24/2018

Scale: 1/60

Notes: ST006131

This information is the confidential property of Cardinal Systems, Inc. Disclosure or duplication without proper written approval is strictly prohibited. Acceptance and use of this drawing constitutes knowledge and acceptance by the user of the terms and conditions set forth in the notice and warning which accompanied this drawing is incorporated herein and made part hereof and is found on Cardinal Systems, Inc's website at www.CardinalSystemsInc.com



CardinalSystemsInc.com