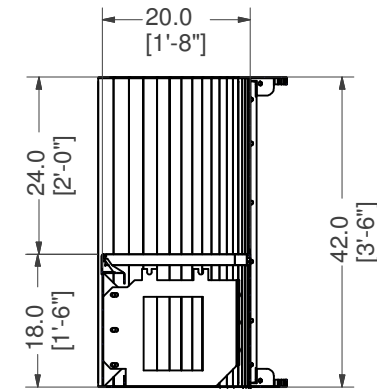
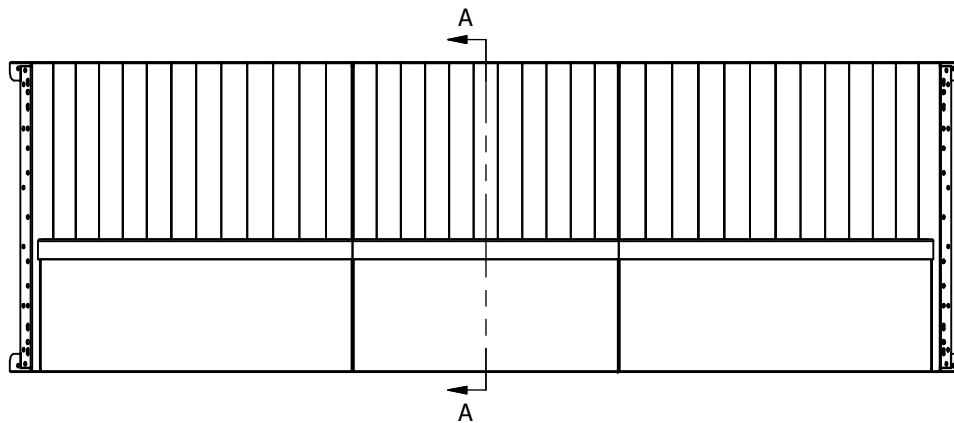
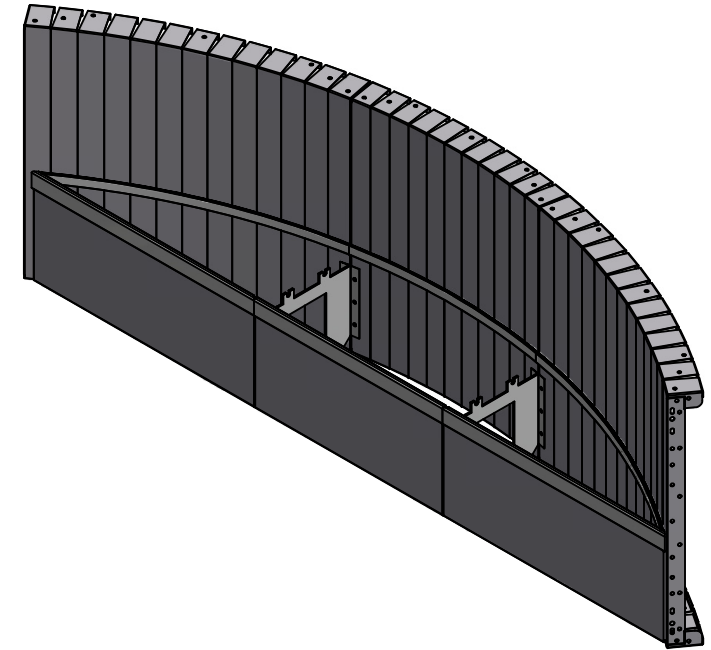


**REPLACES 11'-0" OF STEEL**



SECTION A-A  
SCALE 1/13

**OT Bench Radius 10'-1 1/4" X 8'-6" RA**



TOLERANCES EXCEPT AS NOTED:

0/0 0.0 0.00 0.000 0°  
±1/8 ±0.25 ±0.0625 ±0.03125 ±1/2°

**DATE : 1/12/2017**

**PART #: SOK-BN121R102**

**SHEET : 1 OF 2**

**SECTION: 11 - 8**