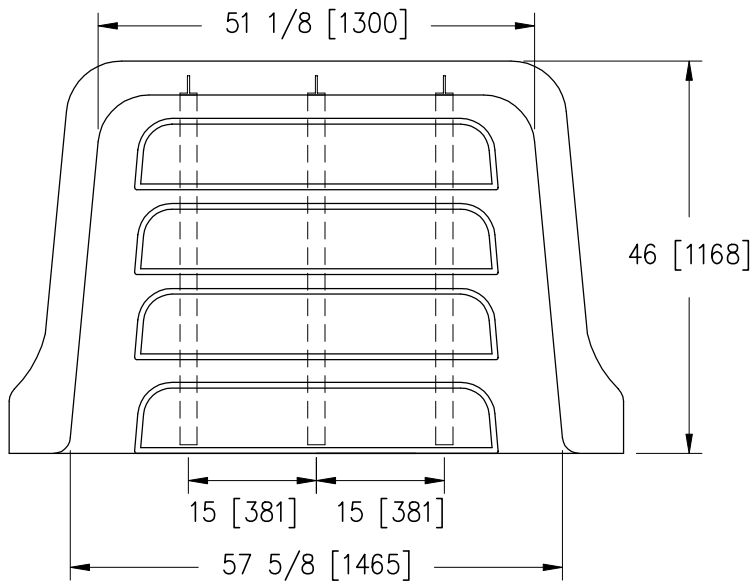


A

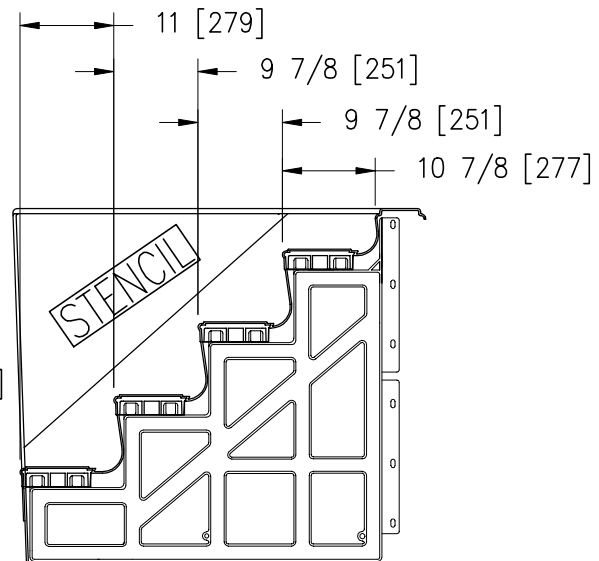
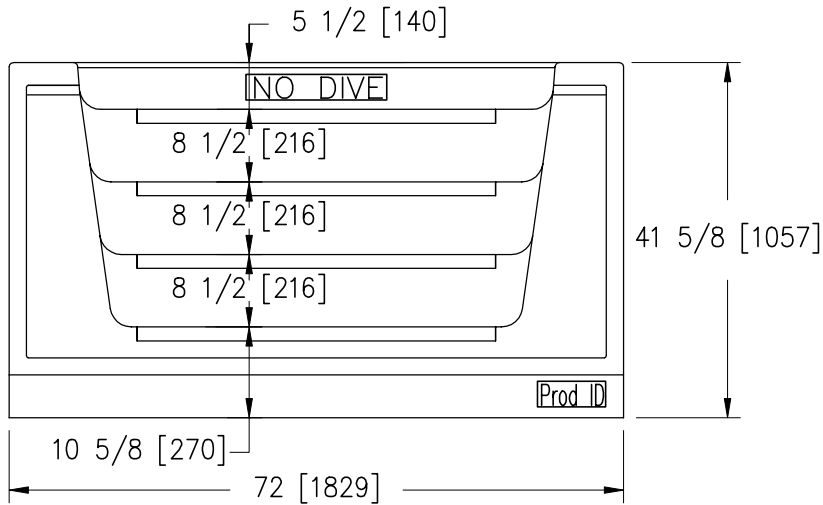
B

C

D



Dimensions shown are approximate and are for planning only  
 NOTE: CENTER SUPPORT FOR THIS STEP IS OPTIONAL



REVISIONS				
ZONE	REV	DESCRIPTION	DATE	APPROVED
SHEET	A	UPDATE DRAWING FILE	11-25-96	TL
SHEET	B	ADD METRIC DATA	11-17-00	TL
CUSTOMER: PACIFIC INDUSTRIES				
UNLESS OTHERWISE SPECIFIED: DIMENSIONS ARE IN INCHES TOLERANCES			PRODUCT: PERF. CANTILEVER	
DECIMALS .XX ± .05			PART NAME: 6' [1.83M] STRAIGHT	
ANGULAR .XXX ± .010			DRAWN: DATE:	
DO NOT SCALE DRAWING			PACIFIC	
DRAWN: DATE:			A Cookson Group Company	
CHECKED	SIZE LETTER	CAT. NO. ST6019	DWG. NO. PACIFIC\STEP\6-FOOT\ST6019.DWG	REV B
DESIGN	SCALE NO SCALE	PROJ. NO.	SHEET	OF

**CONFIDENTIAL INFORMATION**

ALL MATERIAL CONTAINED HERIN IS THE EXCLUSIVE PROPERTY OF PACIFIC INDUSTRIES AND MAY NOT BE COPIED OR DUPLICATED IN ANY FORM OR USED FOR ANY COMMERCIAL PURPOSE WITHOUT THE EXPRESSED WRITTEN CONSENT OF PACIFIC INDUSTRIES.

1

2

3

4