



# HAYWARD®

## Quick Reference Guide

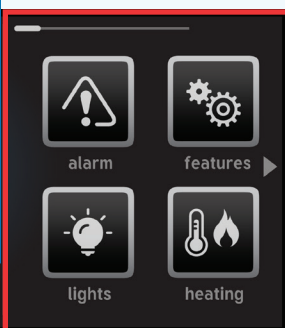
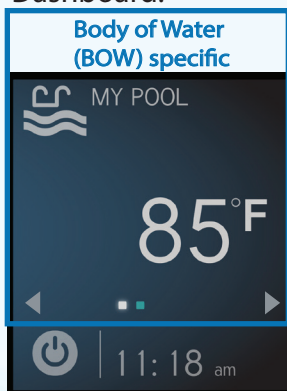
# OmniLogic®

**PLEASE LEAVE THIS GUIDE IN THE OMNILOGIC**



## Basic MSP Navigation

Dashboard:



**NOT Body of Water (BOW) specific**

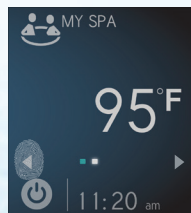
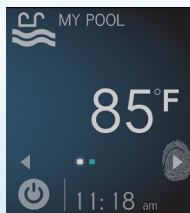
- System alarms
- Configuration
- Unidentified item
- Power OFF/Service
- View next screen
- View previous screen

## Change the Body of Water Displayed

On left side of dashboard:

- select area of screen
- select the left or right arrows

**Note: arrows work in either direction**



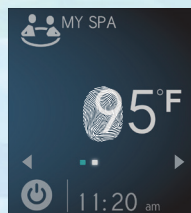
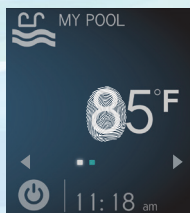
## Access Features for a Specific Body of Water

On left side of dashboard:

- tap central area of the screen (where temp or dashes is/are displayed)
- tap feature to turn on or change


**Note: Temperature only shows a numeric value if pump is running.**

**Note: Valves will only turn if pump is manually turned on.**



# Quick Reference Guide - Navigation Help

## Turning Filter Pump ON

1. select the Body of Water
2. select filter pump icon 
3. slide switch in top left to ON

**Note: Valves change only when pump is running**

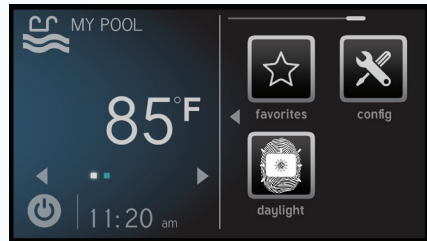


## Daylight Mode

On right side of dashboard:

- locate and tap daylight icon

**Note: icon may not appear on first dashboard screen, use arrows to locate if necessary**



On right side of dashboard:

- select daylight icon again to reverse

**Note: daylight mode is ideal for bright or high glare situations**



## Service Mode

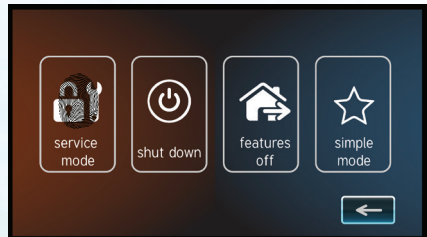
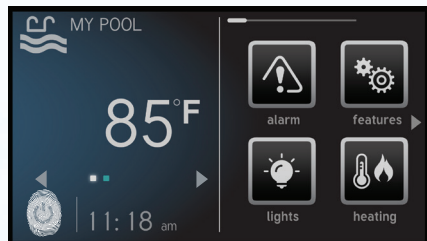
Use Service Mode to temporarily suspend all automation including schedules & themes

**Note: you can also determine where equipment/sensors are wired**

On bottom left of dashboard:

- select power icon
- select service mode icon
- select service icon again to reverse

**Note: if system is left in service mode all automatic events will be disrupted**



To view OmniLogic tutorials please visit: [www.hayward.com/omnivideos](http://www.hayward.com/omnivideos)

To take a closer look or see other Hayward products please go to:

[www.hayward.com](http://www.hayward.com) or call 1-844-365-6442

